

2053 SERIES DYO

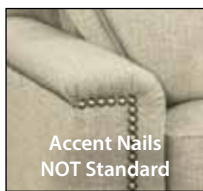
All dimensions are approximate.

| Overall Height | Overall Depth | Inside Depth | Arm Height | Seat Height | Seat Cushion |
|---|---------------|--------------|--|-------------|--------------|
| 38 | 39 | 21 | 26 | 20 | HR |
| Standard: Loose Pillow Back / 19" Throw Pillows | | | Number of standard throw pillows represented in illustration | | |
| Width measurements based on widest arm style, the Panel/Pleated/Sock Arm. Overall width is reduced with these arm options: Track & Modern Track -3" per arm, Padded Track - 2" per arm. Seating area dimensions are not affected by arm choice. | | | | | |

ARM OPTIONS



Modern Track Arm
Reduces outside width by 3" per arm



Padded Track Arm
Reduces outside width by 2" per arm



Panel Arm



Pleated Arm



Sock Arm



Track Arm
Reduces outside width by 3" per arm

BACK OPTIONS



Bed Pillow Back



Box Border Back



Knife Edge Back



Modern Box Border Back



2053C-23 Left Arm Sofa, 2053C-62 Right Arm Chaise shown with (C) Block Leg, Padded Track Arm, Box Border Back and optional accent nail trim, 8120-RC Recliner, (3) 7756-55 Ottomans

BASE OPTIONS



(A) Skirted Base



(C) Block Leg



(D) Bun Foot

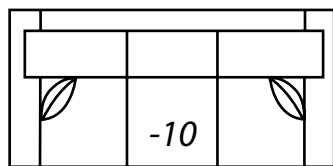


(G) Upholstered Base

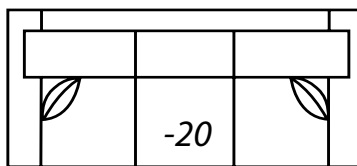
2053 SERIES continued

AVAILABLE ITEMS

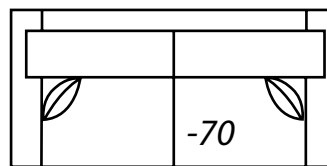
Scale: 1/4" = 1' All dimensions are approximate.
Width measurements based on widest arm style.



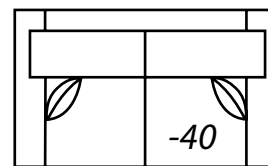
-10 Bungalow Sofa
Outside: 81W Inside: 63W
COM: U



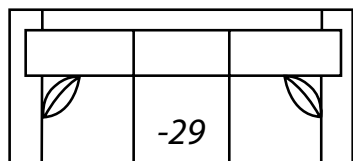
-20 Sofa
Outside: 89W Inside: 71W
COM: W



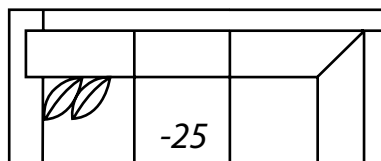
-70 Sofa (2 Cushion)
Outside: 81W Inside: 63W
COM: U



-40 Loveseat
Outside: 65W Inside: 47W
COM: S

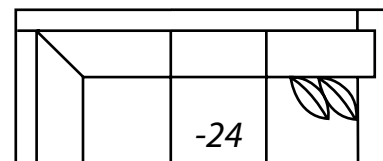


-29 Queen Sleeper
Outside: 88W Inside: 69W Depth: 38
COM: V

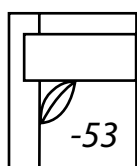


-25 Left Arm Corner Sofa

**One Arm
Corner Sofa**
Outside: 96W
Inside: 67W
COM: Y

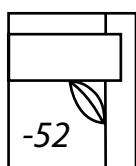


-24 Right Arm Corner Sofa

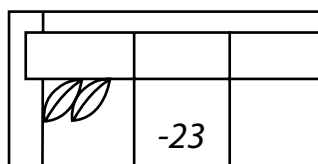


**-53 Left
Arm Chair**

**One Arm
Chair**
Outside: 32W
Inside: 23W
COM: L

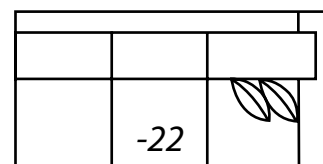


**-52 Right
Arm Chair**

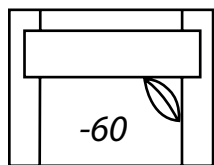


-23 Left Arm Sofa

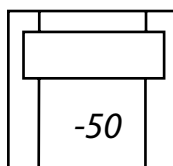
**One Arm
Sofa**
Outside: 79W
Inside: 70W
COM: T



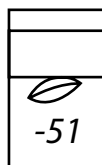
-22 Right Arm Sofa



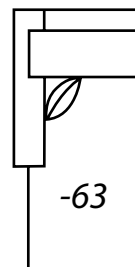
-60 Chair & 1/2
Outside: 51W
Inside: 33W
COM: P



**-50 Chair
-56 Swivel Chair
(A or G Base Only)**
Outside: 42W Inside: 24W
COM: N

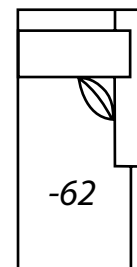


**-51 Armless
Chair**
Outside: 24W
Inside: 24W
COM: I



**-63 Left
Arm Chaise**

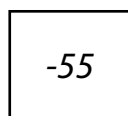
**One Arm
Chaise**
Outside: 65D 32W
Inside: 48D 23W
COM: N



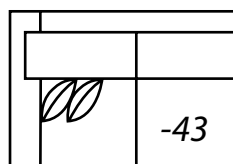
**-62 Right
Arm Chaise**



-64 Ottoman & 1/2
Outside: 18H 25D 39W
COM: F

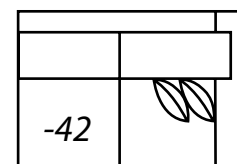


-55 Ottoman
Outside: 18H 27D 30W
COM: E

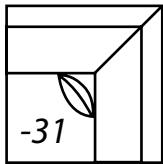


-43 Left Arm Loveseat

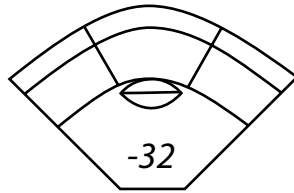
**One Arm
Loveseat**
Outside: 56W
Inside: 47W
COM: P



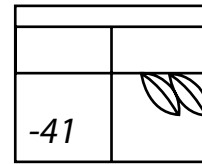
-42 Right Arm Loveseat



-31 Square Corner
 Outside: 39W
 Inside: 21W
 COM: M



-32 Round Corner
 Outside: 73W
 Inside: 17W
 COM: O
 Wall Depth: 50



-41 Armless Loveseat
 Outside: 48W
 Inside: 48W
 COM: L

HOW TO ORDER: 2053 -

STYLE NUMBER BASE CODE ITEM NUMBER

Example: 2053A-10

Please note Arm and Back options on order, along with fabric/leather selections, leg finish where applicable, and any upholstery and/or pillow treatments.

2053C-63 Left Arm Chaise,
 2053C-22 Right Arm Sofa
 shown with (C) Block Leg,
 Modern Track Arm,
 Box Border Back



2053D-50 Chair shown
 with (D) Bun Foot, Sock
 Arm, Box Border Back

2053C-20 Sofa
 shown with (C)
 Block Leg,
 Track Arm, Box
 Border Back



2053C-63 Left Arm Chaise, 2053C-41 Armless Loveseat, 2053C-24 Right Arm Corner Sofa
 shown with (C) Block Leg, Padded Track Arm, Box Border Back